



IS Operations rating v1.2 Launch

Worlds first integrated Infrastructure Sustainability rating tool for asset operations

Ainsley Simpson (Manager – Business and Technical Services)

Kirsty Bauer (Case Manager)

March 2017

Improving the productivity & liveability of industry & communities through
sustainability in infrastructure


Agenda

- Welcome and Introduction
- Structural and technical improvements
- Rating fees
- Training
- Next steps
- Panel Session



*Worlds first integrated
Infrastructure Sustainability rating tool
for asset operations*

Global alignment and integration



Stakeholder engagement

Pilot ratings



Member organisations



Government of South Australia
Department of Planning, Transport and Infrastructure



Other stakeholders



ASSET MANAGEMENT COUNCIL

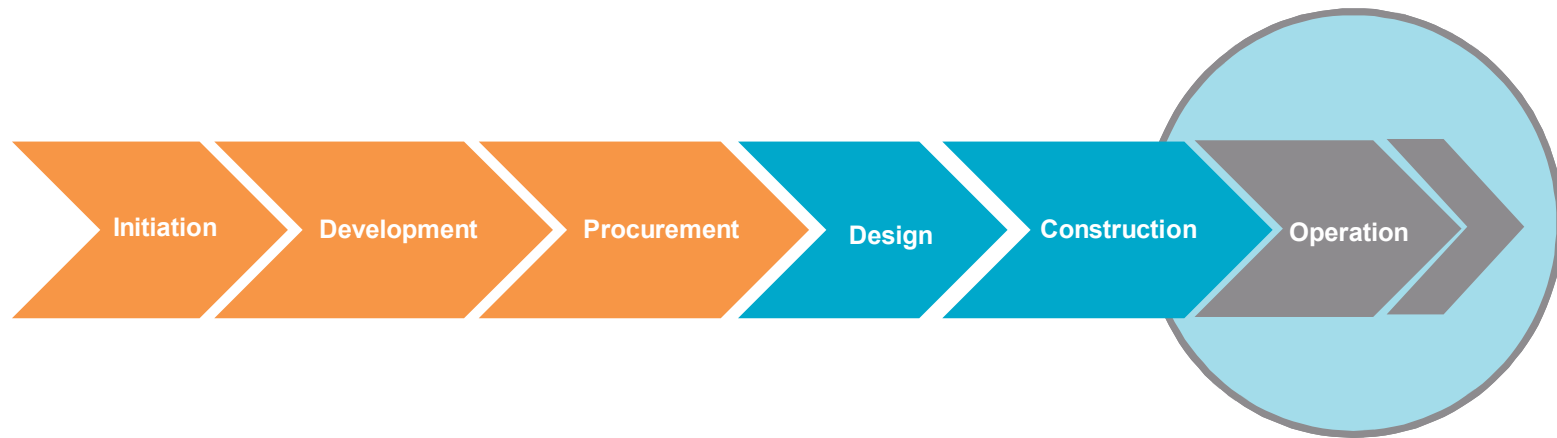


MUNICIPAL ASSOCIATION OF VICTORIA

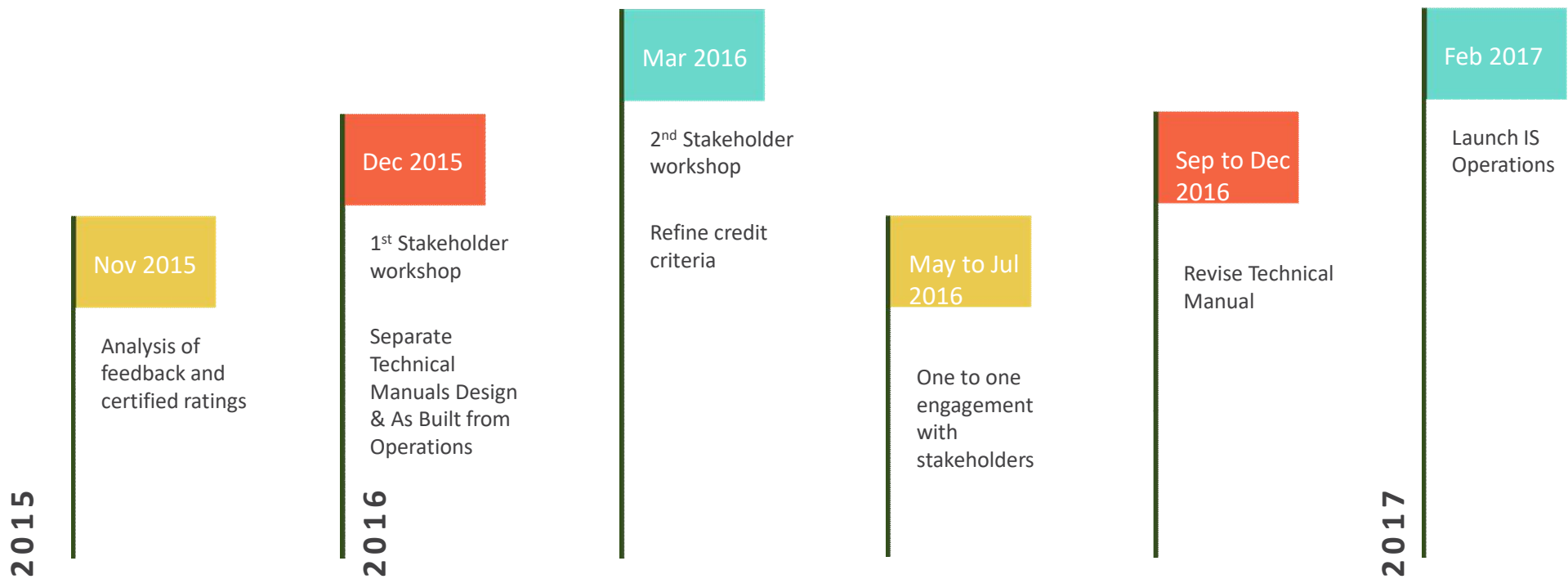
IS Operations v1.2

STRUCTURAL AND TECHNICAL IMPROVEMENTS

Whole of life



Development process



IS Themes & Categories

Themes	Categories	Gov	Ecom	Env	Soc
Management and Governance	Management Systems	•	•	•	•
	Procurement and Purchasing	•	•	•	•
	Climate Change Adaptation	•	•	•	
Using Resources	Energy and Carbon		•	•	
	Water		•	•	
	Materials		•	•	
Emissions, Pollution and Waste	Discharges to Air, Land and Water			•	
	Land			•	•
	Waste			•	
Ecology	Ecology			•	
People and Place	Community Health, Well-being and Safety		•		•
	Heritage				•
	Stakeholder Participation	•			•
	Urban and Landscape Design			•	•
Innovation	Innovation	•	•	•	•

IS rating Levels



25-49 points



50-74 points



75-100 points

The total score is calculated with points from a total across 47 different topic areas “credits”

Broadening IS Application

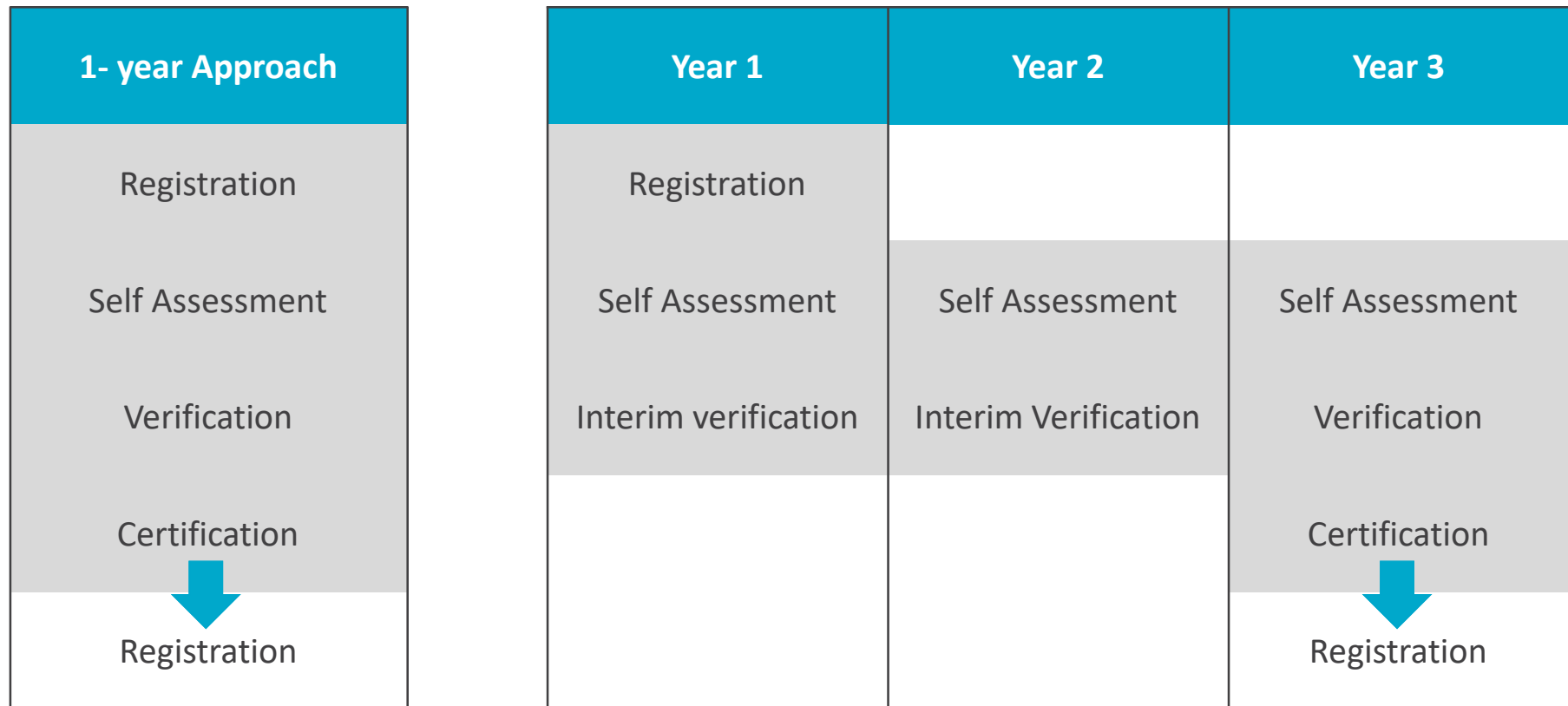
Operating Models (Public & Private)

- Owned and operated
- Leased
- Outsourced asset management or maintenance

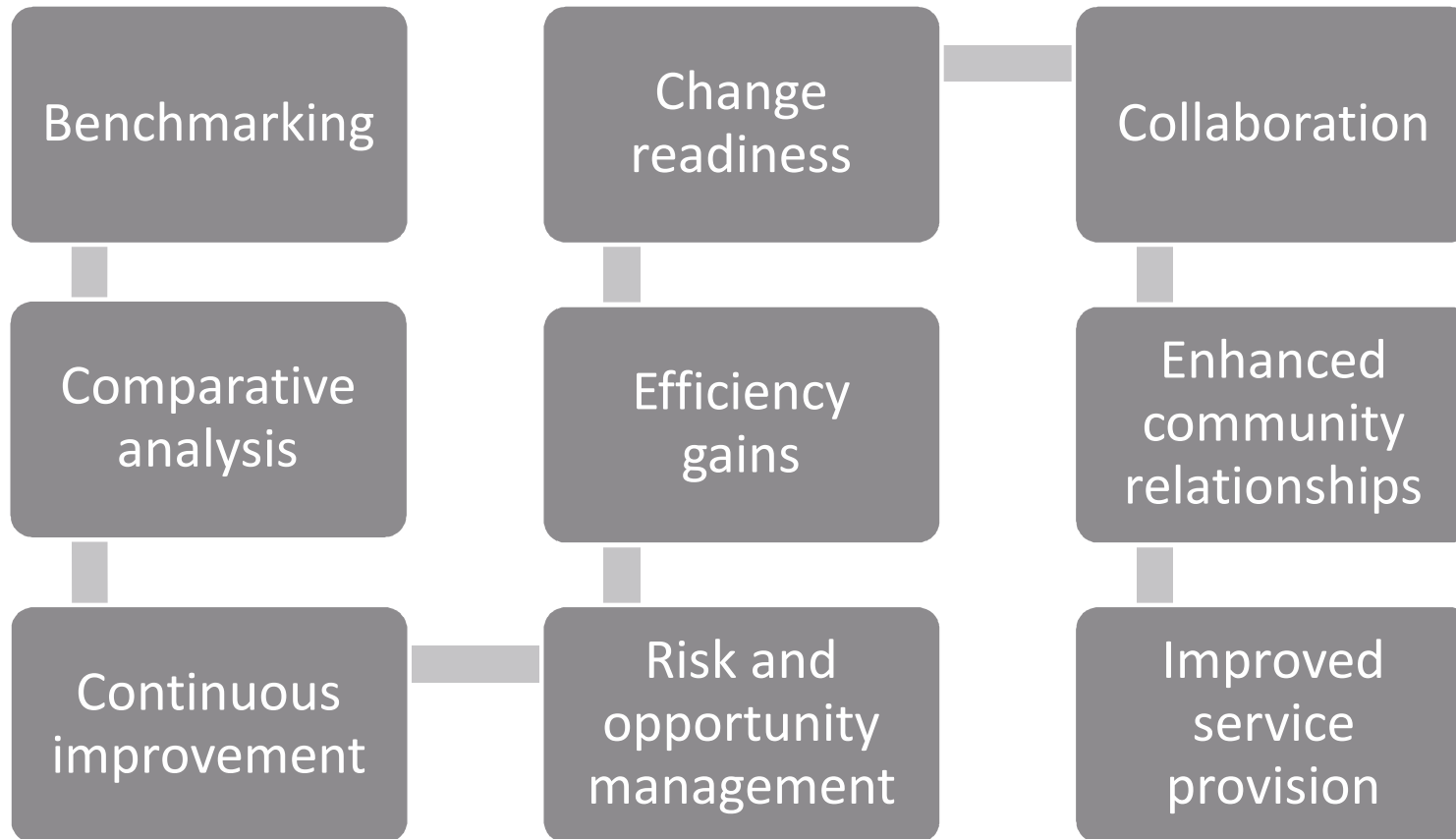
Extent

- Single asset/network
- Portfolios
- Programs

Flexible Delivery Approach



Value of measuring sustainability



“Measuring sustainability is good business practice”

Practical and efficient approach

1. Terminology and language
2. Reward actual reductions in resource use
3. Reduced evidence burden with improved scorecard
4. Audit style verification with single verifier
5. 5-year rating validity


Benefits of IS Ops v1.2

- **Quantify** your current operational sustainability across the quadruple bottom line
- **Benchmark** your performance internally and externally
- **Maximise** risk and opportunity management
- **Integrate and prioritise** sustainability initiatives into current business practice

Auckland Airport

Auckland Airport is the key gateway into New Zealand. It handles 14.5 million passengers each year and includes international and domestic terminals.



- Capital Value	Airport Infrastructure Type	Operation Rating Type
 Rating	Operation Delivery Type	New Zealand Region

Asset Performance

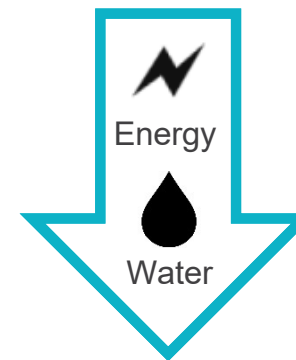
Risk Management

- Identified key risk areas: Ecology, Community Participation, Waste

Governance

- Asset owner benchmarking to establish objectives and targets
- Sustainability strategy and 10 year master plan

Sustainability Outcomes



**79% per
passenger
reduction**

Queensland Urban Utilities – Sewerage Treatment Plant


The Beaudesert Sewage Treatment Plant (servicing a rural town in south-east Queensland) with a capacity of 8,000 estimated persons. A conventional biological filtration process with anaerobic bio-solids digestion.



-
Capital Value

Water
Infrastructure Type

Operation
Rating Type


Rating

Operation
Delivery Type

Queensland
Region

Sustainability Outcomes

Highlights

- Rewarded for good decision making and knowledge sharing processes
- 21% energy sourced from onsite solar panel array
- 100% biosolids beneficially reused rather than landfilled

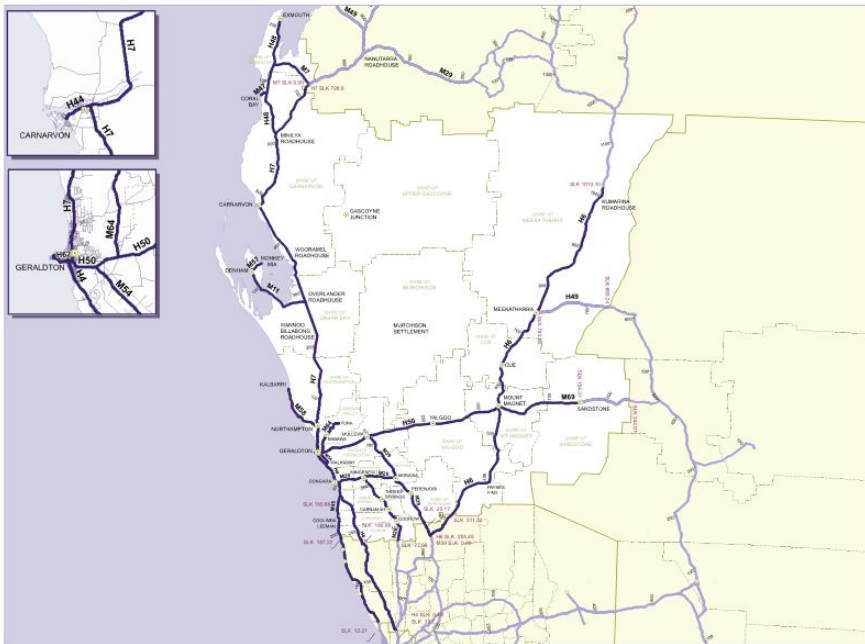
- Australia first innovation for nutrient offset strategy

Saving	Description
\$7,000,000	CAPEX saving by replacing need for improved nitrogen removal
\$400,000	OPEX saved per year

- Reduced operational GHG emissions
- Improved habitat biodiversity & connectivity

Main Roads WA – Roads maintenance contract

Road network operations, operational asset management, maintenance delivery, minor capital works delivery and project and contract management services for the Gascoyne region in WA.



-	Road	Operation
Capital Value	Infrastructure Type	Rating Type
Underway	Operation	Western Australia
Rating	Delivery Type	Region

IS Operations v1.2

RESOURCES, REGISTRATION AND TRAINING

Further information & fees

- IS v1.2 Operations Factsheet
- IS Scorecard – v1.2 Operations
- IS Materials Calculator & Materials Calculator guideline
- Rating fees

For ISAPs only

- IS Ops Technical Manual v1.2

Ops Rating Fees

	Single Asset / Network	Program/ Portfolio			
	Member	By Negotiation			
IS Operations rating (1yr)	\$25,100				
IS Operations rating (3yr)	\$35,700				
			Cashflow projection (3yr)		
			Member Cashflow projection		
			Year 1	Year 2	Year 3
			\$13,500	\$7,800	\$14,400

Ops Training

Weeks	1	2	3	4
Ops Training (From May 2017)	2hr webinar	2hr webinar	2hr webinar	1 Full Day (Major cities)

\$995 (Member)

Mon	Tues	Wed	Thurs	Fri
	Design & As Built (\$1,595)		Ops (\$995)	

\$1850 (Member)
30% savings

IS for Ops webinar (2hr)	April	May	June
--------------------------	-------	-----	------

Complementary for
subscribed ISAPs

Next steps

- Download available resources
- More information about IS Operations v1.2
- Exploring registration of an IS rating
- Register for training

Email kbauer@isca.org.au to get more information on any of the above items.



*Worlds first integrated
Infrastructure Sustainability
rating tool for asset operations*

V1.2 Operations

QUESTIONS?